

### Specifications

Models	S-40		S-45	
	US	Metric	US	Metric
Measurements				
Working height maximum*	46 ft	14.19 m	51 ft	15.72 m
Platform height maximum	40 ft	12.19 m	45 ft	13.72 m
Horizontal reach maximum	31 ft 8 in	9.67 m	36 ft 8 in	11.12 m
Below ground reach	3 ft 2 in	0.97 m	4 ft 11 in	1.5 m
<b>A</b> Platform length - 8 ft model	3 ft	0.91 m	3 ft	0.91 m
Platform length - 6 ft model	2 ft 6 in	0.76 m	2 ft 6 in	0.76 m
<b>B</b> Platform width - 8 ft model	8 ft	2.44 m	8 ft	2.44 m
Platform width - 6 ft model	6 ft	1.83 m	6 ft	1.83 m
<b>C</b> Height - stowed	8 ft 2 in	2.49 m	8 ft 2 in	2.49 m
- stowed with Trax option	8 ft 2 in	2.49 m	8 ft 2 in	2.49 m
<b>D</b> Length - stowed	24 ft 3 in	7.39 m	27 ft 10 in	8.48 m
- transport (jib tucked under)			22 ft 4 in	6.80 m
<b>E</b> Width - standard tires	7 ft 6 in	2.30 m	7 ft 4 in	2.24 m
- Trax option	7 ft 7 in	2.31 m	7 ft 7 in	2.31 m
<b>F</b> Wheelbase	7 ft 3 in	2.20 m	7 ft 3 in	2.20 m
<b>G</b> Ground clearance - center	1 ft .5 in	0.32 m	1 ft .5 in	0.32 m

### Productivity

Lift capacity	500 lbs	227 kg	500 lbs	227 kg
Platform rotation	160°		160°	
Vertical jib rotation			135°	
Turntable rotation	360° continuous		360° continuous	
Turntable tailswing	2 ft 10 in	0.86 m	2 ft 10 in	0.86 m
Drive speed - stowed	4.8 mph	7.7 km/h	4.8 mph	7.7 km/h
- raised or extended	0.68 mph	1.1 km/h	0.68 mph	1.1 km/h
- Trax option stowed	2.5 mph	4.0 km/h	2.5 mph	4.0 km/h
- Trax option raised	0.68 mph	1.1 km/h	0.68 mph	1.1 km/h
Gradeability - 2WD - stowed**	30%		30%	
- 4WD - stowed**	40%		40%	
Turning radius - inside	6 ft 8 in	2.0 m	6 ft 8 in	2.0 m
- outside	15 ft 8 in	4.78 m	15 ft 8 in	4.78 m
- Trax option inside	7 ft 9 in	2.36 m	7 ft 9 in	2.36 m
- Trax option outside	17 ft	5.18 m	17 ft	5.18 m
Controls	12 V DC proportional		12 V DC proportional	
Tires - RT lug	12-16.5 NHS		12-16.5 NHS	
	Trax		Trax	

### Power

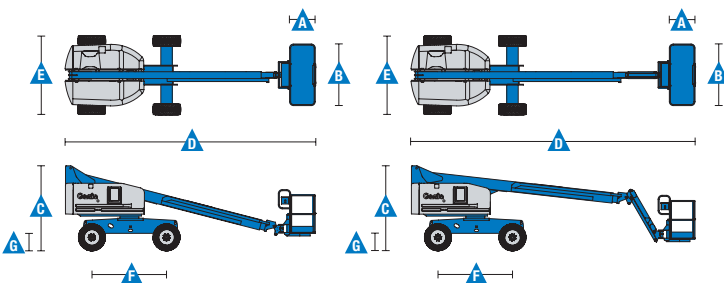
Power source	48 hp (35.79 kW) Deutz diesel T4f D2.9L4 48 hp (35.79 kW) Perkins diesel T4f 404F-22 60hp (44.74kW) Ford gas/LPG MSG425			
Auxiliary power unit	12 V DC			
Hydraulic tank capacity	45 gal	170 L	45 gal	170 L
Fuel tank capacity	20 gal	76 L	20 gal	76 L

### Weight\*\*\*

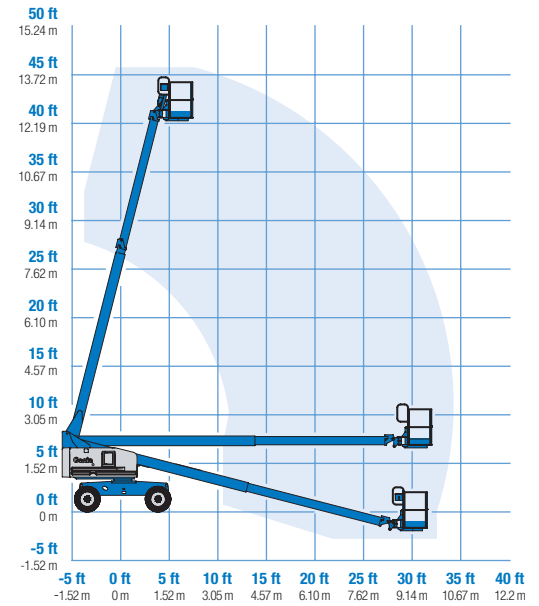
Standard	12,320 lbs	5,588 kg	15,280 lbs	6,931 kg
Trax	13,680 lbs	6,205 kg	16,670 lbs	7,561 kg

### Standards Compliance

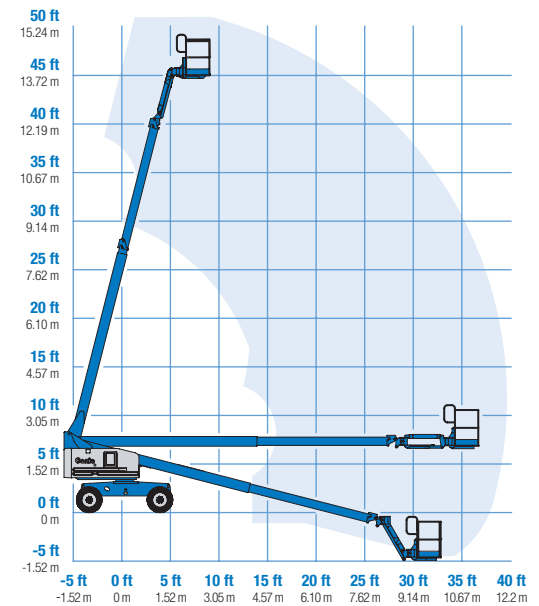
ANSI A92.5, CSA B354.4, EN 280, AS 1418.10



### Range Of Motion S-40



### Range Of Motion S-45



\* The metric equivalent of working height adds 2 m to platform height. U.S. adds 6 ft to platform height.  
\*\* Gradeability applies to driving on slopes. See operator's manual for details regarding slope ratings.  
\*\*\* Weight will vary depending on options and/or country standards.

## Features

### Standard Features

#### Measurements

##### S-40

- 46 ft (14.20 m) working height
- 31 ft 8 in (9.65 m) horizontal reach
- 500 lbs (227 kg) lift capacity

##### S-45

- 51 ft (15.72 m) working height
- 36 ft 8 in (11.18 m) horizontal reach
- 500 lbs (227 kg) lift capacity

#### Productivity

- Self-leveling platform
- 160° hydraulic platform rotation
- Proportional joystick controls
- Fuel select switch on platform and ground control panels (Gas/LPG models)\*
- Drive enable
- AC power cord to platform
- Horn
- Hour meter
- Tilt alarm
- Descent alarm
- 360° continuous turntable rotation
- Locking turntable covers
- Positive traction drive
- Two speed wheel motors
- Telematics ready connector

#### Power

- 12 V DC auxiliary power
- Anti-restart engine protection
- Auto engine fault shutdown
- Intake air heater (Deutz engine)

### Easily Configured To Meet Your Needs

#### Platform Options

- Steel 8 ft (2.44 m) (standard)
- Steel 6 ft (1.83 m)
- Steel 8 ft (2.44 m) tri-entry

#### Jib Options

- Non-jib (S-40 only)
- 5 ft (1.52 m) jib boom (S-45 only)

#### Engine Options

- 48 hp (35.79 kW) Deutz diesel T4f\*\* (standard)
- 48 hp (35.79 kW) Perkins diesel T4f\*\*
- 60hp (44.74kW) Ford Gas/LPG

#### Drive Options

- 2WD
- 4WD (standard)

#### Axle Options

- Active oscillation (4WD)
- Non-oscillating (2WD)

#### Tire Options

- Rough terrain air-filled (standard)
- Rough terrain foam-filled
- Rough terrain non-marking (air or foam-filled)
- High flotation air-filled
- Sealant treated air-filled
- Trax (track system)



### Options & Accessories

#### Productivity Options

- Platform swing gate
- Half-mesh platform inserts with swing gate
- Platform top auxiliary rail
- Welder Ready package
- Air line to platform
- Hydraulic oil cooler
- Biodegradable hydraulic oil
- Hostile environment kit
- Deluxe hostile environment kit
- Aircraft protection package (6 ft platform only)
- Thumb rocker steer
- Alarm package
- Panel cradle package
- Lockable platform control box covers
- Tow package
- Work light package
- Operator Protective Structure\*\*\*
- Operator Protective Alarm
- Fall Arrest Bar

#### Power Options

- Engine gauge package\*
- AC generator packages (110V/60Hz - 220V/50Hz, 2200W)
- Cold Weather Packages
- Diesel scrubber/muffler (catalytic muffler, Tier 4i only)
- LPG tank 33.5 lbs (15.19 kg) capacity
- Intake air pre-cleaner (Tier 4i only)

\* Available only with Ford engine

\*\* Also available as Tier 4 in limited regions

\*\*\* Available through aftermarket parts only

### Genie United States

6464 185th Ave. NE  
Redmond, WA 98052  
Telephone +1 (425) 881-1800  
Toll Free in USA/Canada +1 (800)-536-1800  
Fax +1 (425) 883-3475

### Distributed By: